

# PRODUCT INFORMATION

## MODULAR GUARD RAIL CONTUR / FUTURO

Fast. Easy. Innovative.

The modular guard rail contur / futuro offers the possibility to install a side protection from the secured location to the next location, which remains installed throughout its total use. The modular guard rail plettac contur and assco futuro are complementing the existing scaffolding pool of the modular scaffolding systems plettac contur and assco futuro. The use of the statically proven and approved systems enables the user to a fast erection together with the modular guard rails. **Approvals for the entire system as well as for the supplementary component are already existing. (Z-8.22-843, Z-8.22-841).**

Article-No.	Description	Dimensions (cm)	Packaging unit	Weight
<b>Modular guard rail plettac contur</b>				
5FMPP33500	Modular guard rail plettac contur	L300	50	6.33 kg
5FMPP33501	Modular guard rail plettac contur	L250	50	5.39 kg
5FMPP33502	Modular guard rail plettac contur	L200	50	4.45 kg
5FMPP33503	Modular guard rail plettac contur	L150	50	3.51 kg
<b>Modular guard rail assco futuro</b>				
5F00305500	Modular guard rail assco futuro	L307	50	6.45 kg
5F00305501	Modular guard rail assco futuro	L257	50	5.51 kg
5F00305502	Modular guard rail assco futuro	L207	50	4.57 kg
5F00305503	Modular guard rail assco futuro	L157	50	3.63 kg

## ADVANTAGES

- ✓ Low investment
- ✓ Preservation of the scaffolding pool
- ✓ Low storage- and transport costs
- ✓ Easy / quick erecting by one person
- ✓ Inner- and outer guard rails same time installable
- ✓ Different construction variants / great heights by high loading capacities
- ✓ No additional special parts / standards necessary
- ✓ Improved side protection during the erection / dismantling in industry modular scaffolding sector under use of existing systems
- ✓ Fulfillment of technical requirements due to operational safety

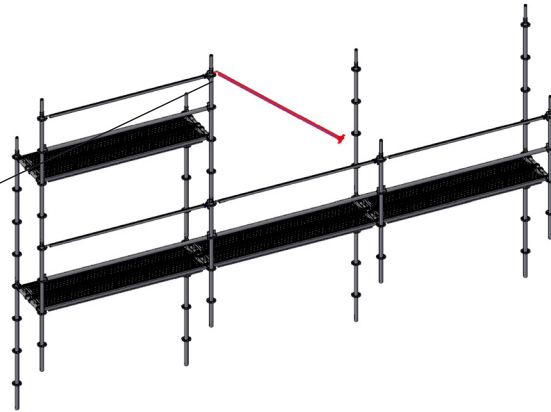
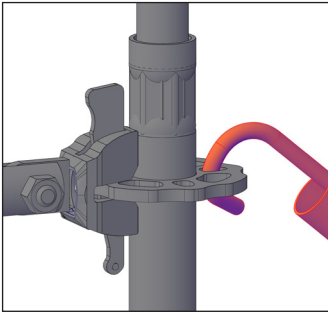


Scan now and watch assembly video!

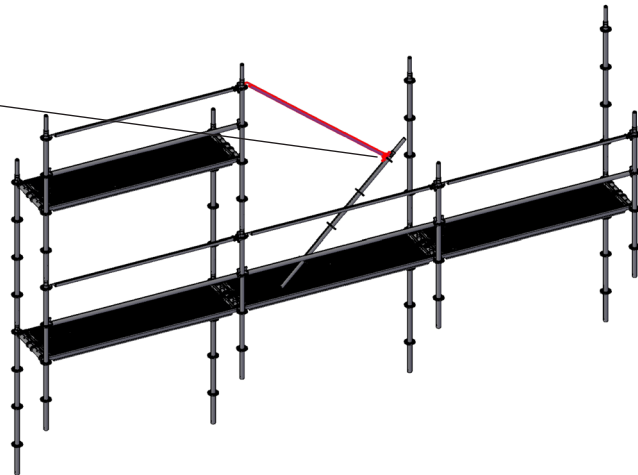
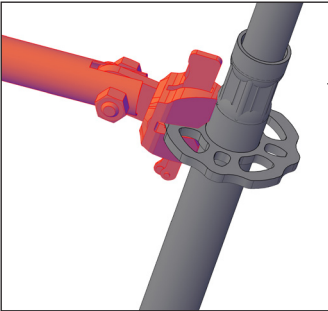


# ERECTION STEPS


Step 1




Step 2



Step 3

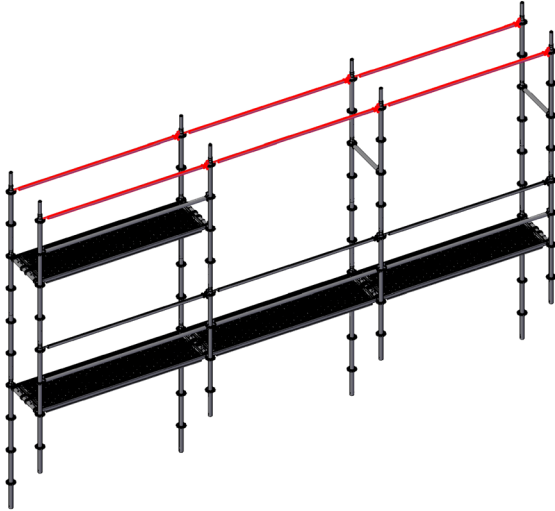


Step 4

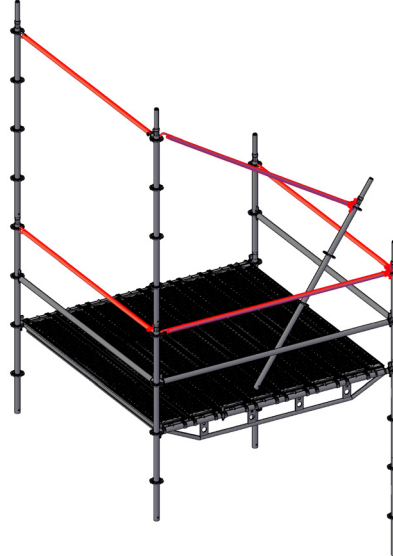


## FURTHER VISUALIZATIONS


Contruction example inner guard rail



Contruction example tower



Palette 110 pcs Modular guard rail contur / futuro



Scaffolding wall

